

ArteorTM with Netatmo



SMART HOME
MADE EASY



CATALOGUE
PAGES
--> INSIDE

THE GLOBAL SPECIALIST
IN ELECTRICAL AND DIGITAL BUILDING INFRASTRUCTURES

 **legrand**[®]

CONNECTED LIVING

MAKE YOUR HOME TRULY YOURS

ARTEOR™ with NETATMO

In today's world, digitalisation and networking are simplifying our lives and adding greater convenience. As technology transforms the way we work, communicate, travel and live, it also brings greater complexity. This is why Legrand, in developing Arteor with Netatmo, has sought to make networked digital technology as easy as possible, for designers, installers and users.

The result is the "Arteor with Netatmo" solution, which has been developed in collaboration with French industry-leading smart home brand Netatmo. Enhancing individual comfort and security in the connected home, it is quick and easy to install and it will economically adapt to changing habits, aspirations and needs over time.





Arteor with Netatmo is part of Legrand's ELIOT program. This program is dedicated to developing sustainable connected solutions that are easy to use and maintain, accessible for everybody and customisable to the users' needs, desires and habits. To enhance the value of any home and make everyday life just that little bit more comfortable and secure.

ARTEOR™ WITH NETATMO

A TOUCH OF SMARTNESS



ARTEOR™ with NETATMO

THE SMART WIRELESS SOLUTION

Arteor with Netatmo is a radio based solution for the connected home. The intelligent products communicate with each other via radio ZigBee (2.4 GHz waveband). This means there is no need for specific or extensive cabling. Although the range only contains a few products, these can be used to create numerous individual solutions for a more customised feel at home.

SIMPLE, ADAPTABLE, OPEN

Arteor with Netatmo has been designed and developed as a simple solution to make every home more unique, convenient and secure. Simple for planners, who are able to integrate many functions without complicated cabling. Simple for installers, who are able to install the system without specialist knowledge. Simple for users, who will find it convenient to operate, easy to extend and are able to make changes at any time.

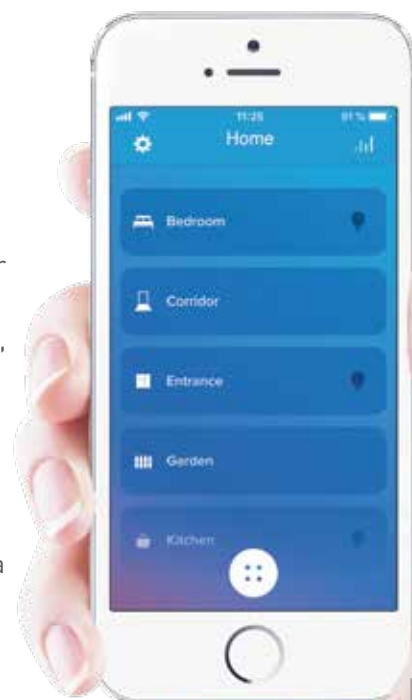


APP CONTROL FOR EASE OF USE

All functions in an Arteor with Netatmo installation can be controlled via your smartphone or tablet: control individual lights, blinds, curtains, electrical appliances or trigger more complex scenarios. Using the app you have everything under control, and stay connected with your home, no matter where you are.

VOICE CONTROL

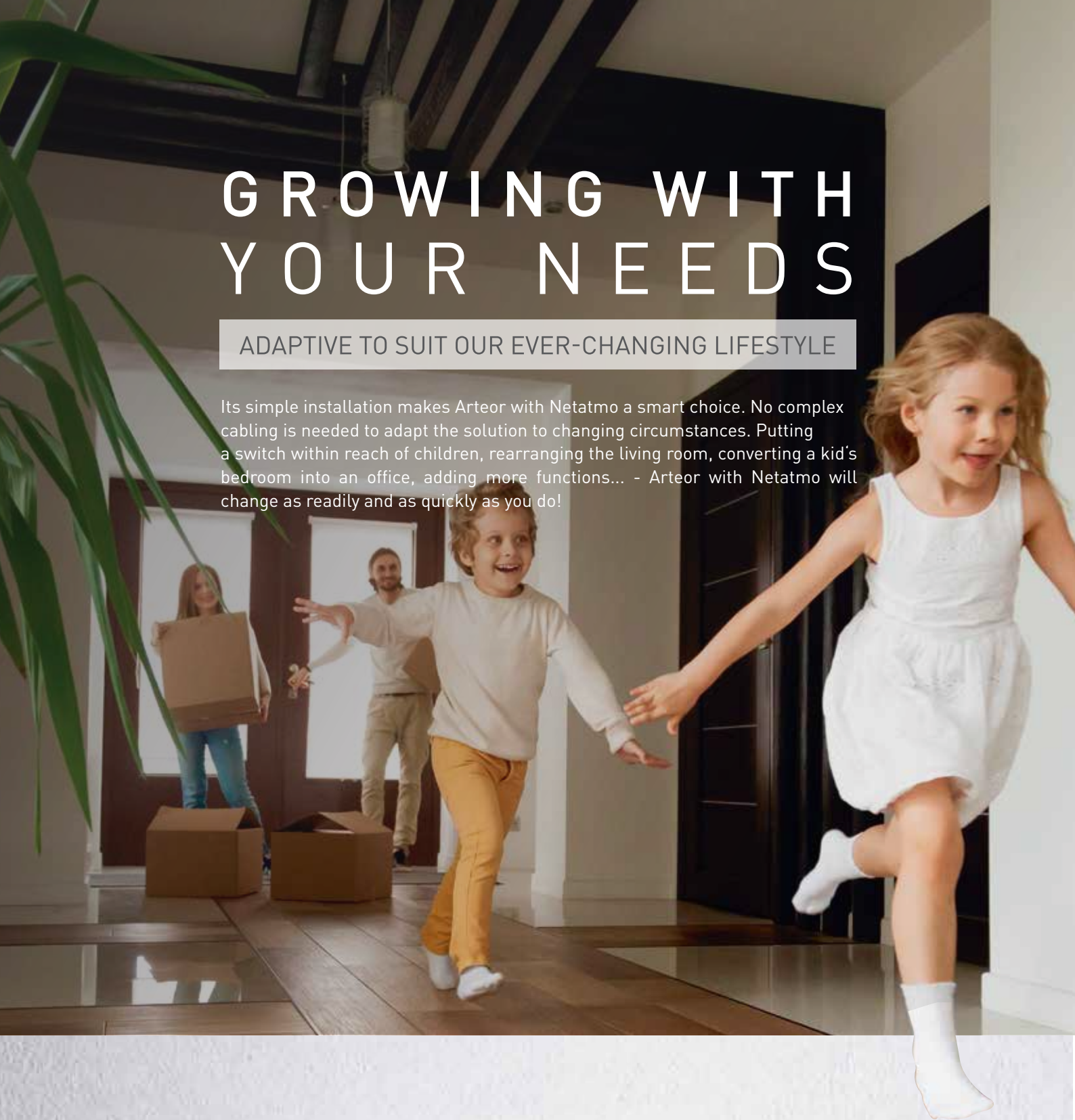
Just say the word, give simple voice commands to Siri, Google Assistant or Alexa and you can manage your lights and appliances without lifting a finger.



GROWING WITH YOUR NEEDS

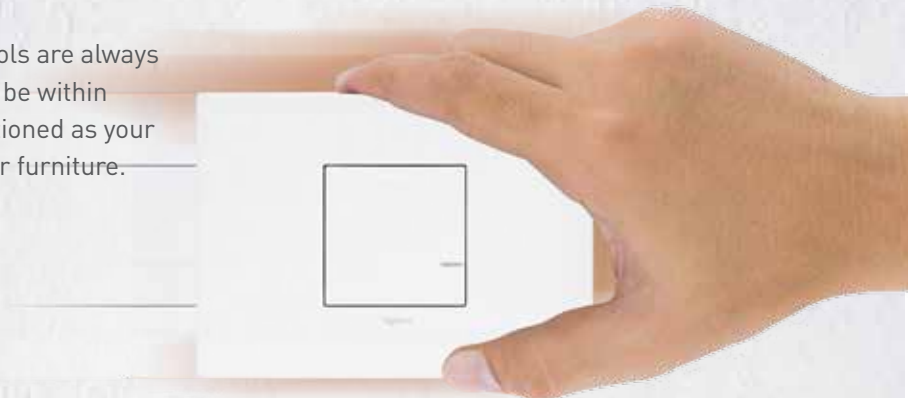
ADAPTIVE TO SUIT OUR EVER-CHANGING LIFESTYLE

Its simple installation makes Arteor with Netatmo a smart choice. No complex cabling is needed to adapt the solution to changing circumstances. Putting a switch within reach of children, rearranging the living room, converting a kid's bedroom into an office, adding more functions... - Arteor with Netatmo will change as readily and as quickly as you do!



PUT THEM ANYWHERE

Using wireless switches you can ensure your controls are always exactly where you want them. Lower on the wall to be within easy reach of the children, they can then be repositioned as your children grow or when you decide to rearrange your furniture.



NOTIFICATIONS

No need to worry about a power failure while you are not at home, the app will alert you instantly if there is a power outage.



ENERGY MANAGEMENT

The need to harness energy and reduce our output is increasingly more prevalent, the app will allow you to monitor your usage in real-time and also generate a more long-term analysis.



“LEAVING HOME” SCENARIO

With one touch, instantly turn off lights, appliances, even shutters. Forgot to turn off the iron? No problem, log into the app and turn it off from anywhere.



“WAKE UP” SCENARIO

Imagine a easy morning wake up with a pre-set scenario which will turn on a soft light and open your blinds, the perfect start to everyday!



MINIMAL COMPONENTS – LOTS OF OPTIONS

The system consists of only a few simple components. The starter kit includes your gateway and will need to be installed first. The gateway offers connected controls, which trigger actions such as activating lights, blinds, electrical appliances and wireless battery controls. You can also manage scenarios, create centralised functions and allow remote control of individual functions.

CONNECTED WIRED PRODUCTS

The wired products are installed in the same way as conventional components and then paired with the wireless switches (which can be positioned anywhere) via the ZigBee 2.4 Ghz waveband. Thanks to the dynamic mesh network, all functions can easily be reconfigured at any time. It is also easy to add extra modules.

WIRELESS CONTROLS

Wireless light and blind switches are used to extend the installation and enable individual, group-based or centralised remote control of lighting and blinds. They are adaptable to take into account evolutions of the installation over time.

Wireless scenario controls are used to activate pre-programmed, more complex scenarios that enhance comfort for when you wake up in the morning or go to bed at night, leave the house or arrive home.



FUNCTIONS

LIGHT	SHUTTERS/ BLINDS	ENERGY
 <p>Smart Dimmer switch 2 Gang smart light switch Micromodule switch</p>	 <p>Smart shutter / blind switches</p>	 <p>Smart single powerpoint</p>
 <p>Wireless light switches</p>	 <p>Shutter/blind wireless switch</p>	<p>The Home + Control app, which can be used to control the system via smartphone and tablet, is available for devices with Android and iOS. Download it for free from your usual app stores.</p> <div>   </div> <p>HOME + CONTROL app</p>





AS INDIVIDUAL AS YOU ARE

FUNCTIONALITY MEETS DESIGN

Arteor with Netatmo doesn't only offer tailored solutions with its functionality. It also adds a touch of style to the overall look and feel of the house. Arteor finishes blend in perfectly to any living environment.



CONTENTS

2-9 GENERAL FEATURES		WORLD IN PROGRESS	02
12-13 ARTEOR™ WITH NETATMO		EASY INSTALLATION	12
14-19 ARTEOR™ WITH NETATMO		THE HOME + CONTROL APP FOR A SMART PHONE OR TABLET	14
20-25 CATALOGUE PAGES		CONNECTED HOME SUPPORT FRAMES AND COVER PLATES	20 24

EXISTING SWITCH



REMOVE EXISTING SWITCH
FROM THE WALL

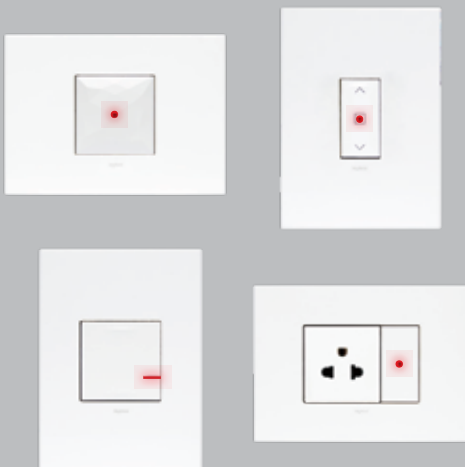


E A S Y INSTALLATION

FOR NEW OR EXISTING INSTALLATION

5 STEPS TO A CONNECTED HOME

1




After installing all wired devices, switch on power and all LED's will light up in red.

2




Press and hold the master switch at centre for 5 seconds.

3




The LEDs now light up in green, showing that your network has been created.

INSTALL NEW SMART DIMMER SWITCH ON WALL

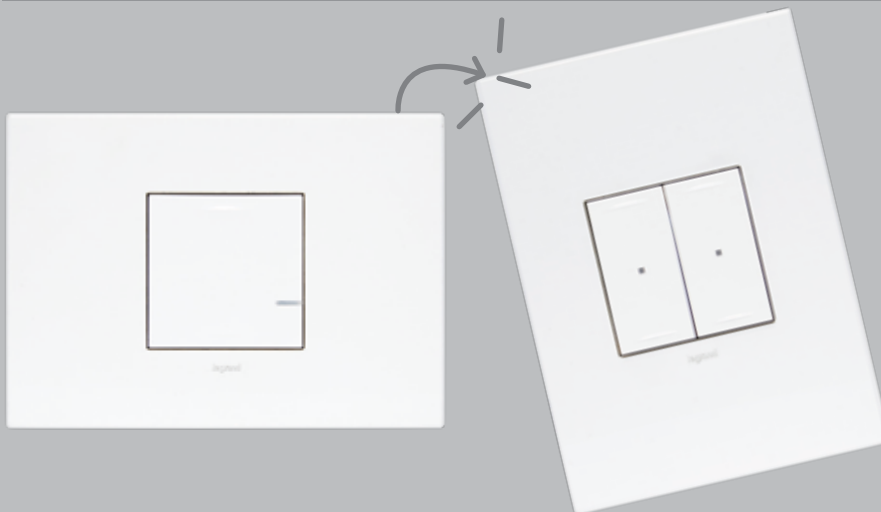


NEW SMART DIMMER SWITCH




Arteor with Netatmo is a radio solution, requiring no extra wiring as it uses the existing infrastructure. This makes it the ideal choice for upgrading an existing installation into a connected home, but also for new building projects, it offers definite advantages, as its simple installation cuts effort to a minimum.

4



5



To pair them, press on the wireless switch you wish to pair, while tapping it three times onto the wired devices you wish to control. The LED's blue light shows that the pairing was successful.

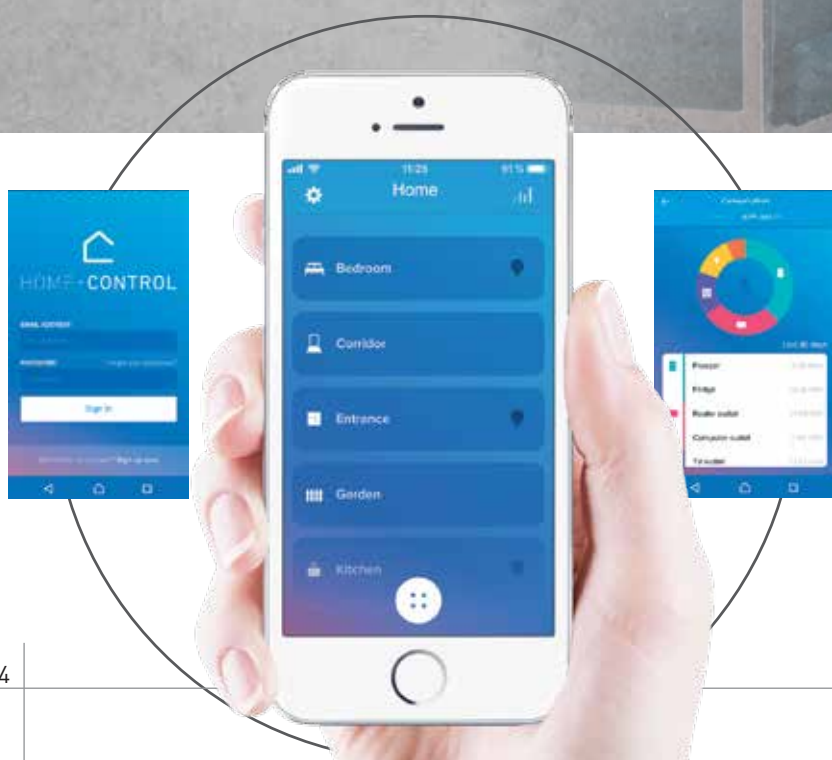
After a short hold on the master switch, all LEDs turn off.

INNOVATIVE OPERATING CONCEPTS

TALK - SWIPE - TOUCH

VOICE CONTROL

Arteor with Netatmo makes it possible to control all connected devices using voice commands via digital assistants, such as Google Home, Amazon Alexa or Apple Siri.



THE HOME + CONTROL APP FOR SMARTPHONE OR TABLET

The Home + Control app allows: monitoring of instantaneous power consumption, remote surveillance of the connected home, and control over various functions when the user is out and about.



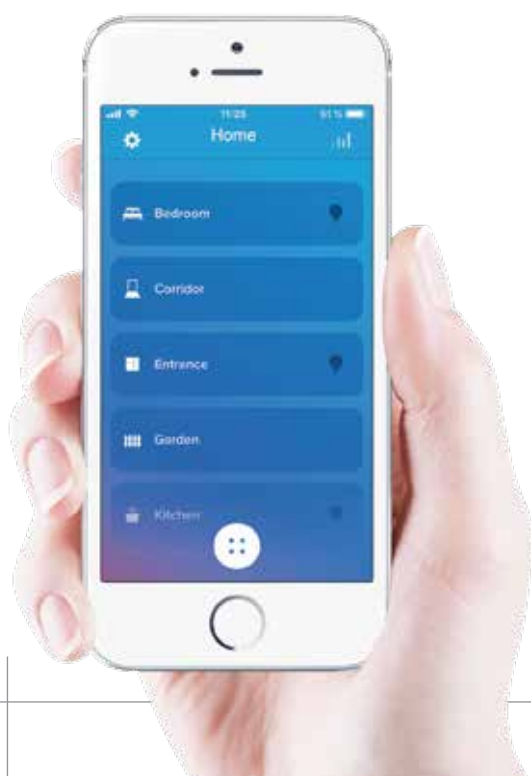
LOCAL CONTROL

All functions can still be used in the traditional way via switches on the wall. If furniture needs to be rearranged or small children need to be able to reach a switch, the wireless switches can be repositioned easily at any time.



HOME + CONTROL app

iPhone, iPod and iPad are registered trademarks of Apple Inc, registered in the US and other countries. HomeKit is a trademark of Apple Inc. App Store is a service mark of Apple Inc. Google, Android, Google Play, and the Google Play logo are trademarks of Google LLC. Amazon, Alexa and all related logos are trademarks of Amazon.com, Inc. or its affiliates.



The Home + Control app changes everything, not only in terms of control of the smart home but also in terms of its configuration. Use the app to conveniently configure the entire system, based on individual preferences. Create tailored scenarios, remotely control individual devices, monitor energy consumption. Its all possible!



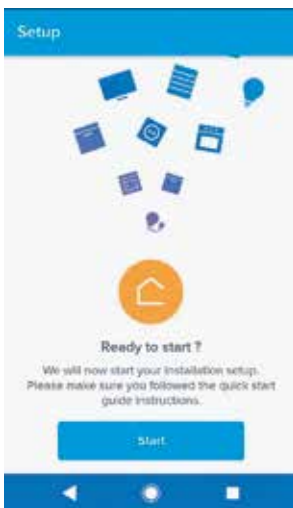
HOME + CONTROL app

S M A R T H O M E

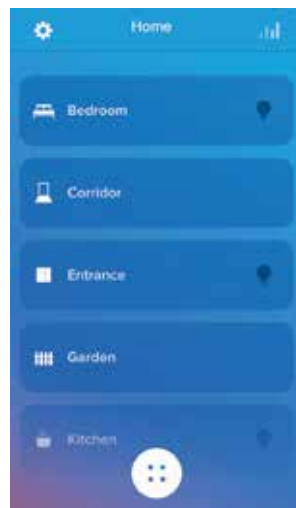
V I A S M A R T P H O N E

T H E H O M E + C O N T R O L A P P

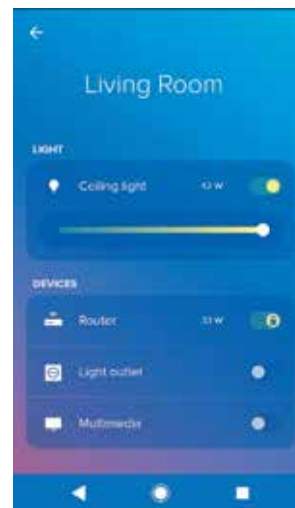
The app used by the installer for configuration purposes is also used to control the entire system. The app displays alarm messages if, for instance, the refrigerator is no longer powered or a light remains on when no one is supposed to be at home. This means you can react accordingly while away, putting you in complete control.



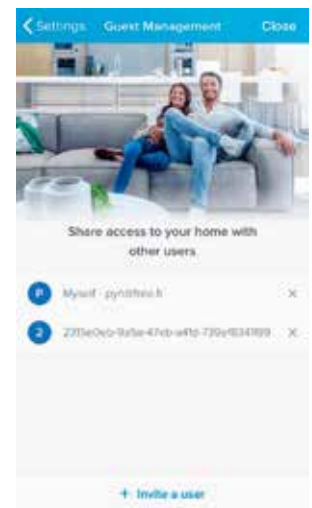
Configuration is based on a set of simple steps



Each room is configured individually



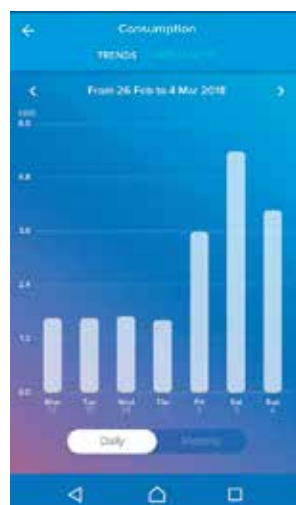
All functions can be set individually



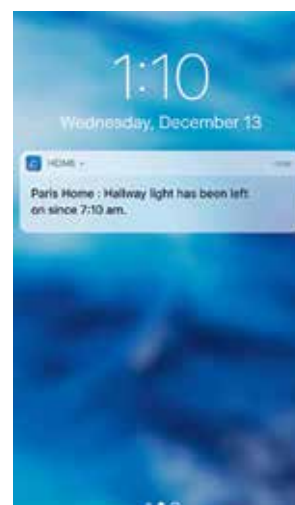
Invite all members of the household



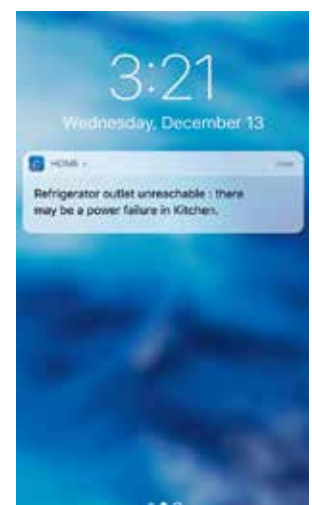
Energy consumption can be queried for individual devices



Detailed consumption analysis help to reduce energy consumption



Push notifications reach the user wherever they may be




Enables fast response to faults



EVEN THE VERY FIRST STEP IS SMART

ARTEOR™ WITH NETATMO AT A GLANCE

Many useful functions can be implemented at home using just a few different devices. To start the connected installation with Arteor with Netatmo, the Gateway kit consisting of the gateway and master switch is essential.




GATEWAY

Connects the Arteor with Netatmo system to the home Wi-Fi network. The Gateway is necessary in order to use the Home + Control App and thereby enables convenient control of the installation via smartphone, tablet or via voice control.




WIRELESS MASTER SWITCH

Used to create the ZigBee radio network (2.4 GHz waveband) via which all components within the system communicate with each other. No need for complicated cabling. The Home / Away wireless master switch also allows to launch the preset life scenes "Leave Home" and "Back Home".





Few components are required to enable control of lighting and shutters, more complex scenarios and electrical appliances via switched outlets. The system's modular structure allows for easy adaptation to changing needs and enables extensions any time they are required.



The LED in the switch serves as a locator while also signalling the product's status. During pairing, its changing colours guide you through the process.

THE CONNECTED SWITCH - 4 IN 1

This compact, smart and versatile product combines 4 functions in one: both a switch and a dimmer, it also has indicator and locator features. All this in a device just 34 mm deep, fitting any standard mounting box.



Connected home

connected gateway pack

Must be ordered for any
connected installation

Step 1: Gateway pack for a connected home



5 742 09

Used to create the radio network and the Wi-Fi connection of the connected installation
Enables remote control of your home (lighting, roller blinds and electrical appliances) using a smartphone via the Home + Control App and/or voice control with a voice assistant
Must be ordered to start any connected installation
To be completed by adding individual connected products
2.4 GHz Wi-Fi connection required

Pack	Cat.Nos	Connected gateway pack Arteor with Netatmo
		Used to create the radio network and the Wi-Fi connection Composition: - 1 flush-mounted ZigBee/Wi-Fi gateway Mechanisms supplied with cover plates, to be equipped with support frames and plates (p. 24 - 25) Allows the connection of the installation to the Wi-Fi network and enables control through the Home + Control App and voice assistants (Google Assistant, Amazon Alexa, Apple Siri)* Enables Home + Control service on IFTTT Can be installed in place of an existing product Suitable for flush-mounting box min. depth 35mm - 1 Home/Away wireless master switch with preset life scenes Supplied with cover plate and support frame To be equipped with plates (p. 24 - 25) Used to create the radio network and to control life scenes Life scenes can be customised in the Home + Control App Supplied with CR2032 3 V long-life battery for power supply and 4 removable stickers for fixing the control unit on any substrate LED function for low battery indication
1	5 742 09	<ul style="list-style-type: none"> ○ White ● Magnesium ● Champagne ● Soft Alu
1	5 742 27	
1	5 742 36	
1	5 742 18	

* Availability of voice assistants to be checked in your country

Connected home

connected light switches

Step 2: Connected products



5 742 01







5 742 12



5 742 43

Used to create your connected installation, require prior installation of a gateway pack for connected installation

Pack	Cat.Nos	Connected light switches Arteor with Netatmo	
		<p>Switch with neutral 250 W, wired, 1 module</p> <p>Mechanisms supplied with cover plates, to be equipped with support frames and plates (p. 24 - 25)</p> <p>For local or remote control of lighting</p> <p>Can be controlled by one or more wireless light switches or mechanical 2-way switches</p> <p>Compatible with all loads</p> <p>Can be installed in place of an existing switch in a flush-mounting box 35 mm deep</p> <p>Locator and indicator LED function</p> <div><div>○ White</div><div>● Magnesium</div><div>● Champagne</div><div>● Soft Alu</div></div>	
1	5 742 01		
1	5 742 20		
1	5 742 29		
1	5 742 11		
		<p>Switch without neutral, 5 - 300 W, with dimmer option, wired, 2 modules</p> <p>Mechanisms supplied with cover plates, to be equipped with support frames and plates (p. 24 - 25)</p> <p>For local or remote control of lighting</p> <p>Can be controlled by one or more wireless light switches</p> <p>Compatible with all loads (dimmable LEDs strongly recommended)</p> <p>Supplied with a bleeder</p> <p>Dimmer mode can be activated from the Home + Control App.</p> <p>Can be installed in place of an existing switch in a flush-mounting box 35 mm deep</p> <p>Locator and indicator LED function</p> <div><div>○ White</div><div>● Magnesium</div><div>● Champagne</div><div>● Soft Alu</div></div>	
1	5 742 02		
1	5 742 21		
1	5 742 30		
1	5 742 12		
1	5 742 43		<p>Micromodule switch with neutral, 300 W</p> <p>Used to connect lights with a ceiling box installation</p> <p>Can be controlled by one or more wireless light switches or mechanical push-buttons</p> <p>Paired by tapping the wireless control on the micromodule</p>
1	0 676 96		<p>Dry contact</p> <p>For control of 1 circuit 2500 W connected to its terminals according to 3 different operation modes: time-lag switch, switch, remote control switch</p> <p>Its receiver function is used to execute, on its circuits, on/off commands received from wireless switches or remote controls</p> <p>Delivered with one Plexo IP55 box for outdoor use</p> <p>Compatible for indoor and outdoor use</p>

Connected home

connected outlets

Connected home

connected curtain/roller blind switches

Step 2: Connected products



5 742 00



5 742 00 + 5 721 16 + 5 750 70



4 120 15

Used to complete your connected installation, require prior installation of a gateway pack for connected installation

Pack	Cat.Nos	Connected socket outlet module Arteor with Netatmo - 16A - 230V ~ - 3680 W, 1 module
		<p>Mechanisms supplied with cover plates, to be equipped with support frames and plates (p. 24-25)</p> <p>Allows to create a connected socket outlet for integration into the connected installation</p> <p>To be wired to a traditional socket outlet</p> <p>The connected socket outlet can be paired with one or more wireless light switches</p> <p>Connected socket outlets allow to</p> <ul style="list-style-type: none"> - remotely control electrical appliances - measure instantaneous power - monitor daily and monthly consumption - send notifications in case of abnormal use (overconsumption etc.) <p>Can be installed in place of an existing socket outlet in a flush-mounting box 40 mm min. depth</p> <p>Indicator LED function</p>
1	5 742 00	○ White
1	5 742 28	● Magnesium
1	5 742 37	● Champagne
1	5 742 19	● Soft Alu

Pack	Cat.Nos	Energy module for rail mounting
1	4 120 15	<p>Measures the instantaneous and cumulative global electrical consumption of a single phase installation (63A maxi)</p> <p>Sends a notification in case of reaching a configurable limit in the Home + Control App.</p> <p>Delivered with 1 coil</p> <p>1 module</p>

Step 2: Connected products



5 742 04

Used to complete your connected installation, require prior installation of a gateway pack for connected installation

Pack	Cat.Nos	Connected curtain/roller blind switch Arteor with Netatmo
		<p>Mechanisms supplied with cover plates, to be equipped with support frames and plates (p. 24-25)</p> <p>For local and remote control of a 230 V ~ roller blind (raise/lower/stop functions and level management)</p> <p>Compatible with roller blinds with mechanical or electronic stop, not compatible with radio-controlled roller blinds</p> <p>Can be paired with one or more roller blind wireless switches</p> <p>Can be installed in place of an existing roller blind switch in a flush-mounting box 35 mm deep</p> <p>1 module - with neutral</p>
1	5 742 04	○ White
1	5 742 22	● Magnesium
1	5 742 31	● Champagne
1	5 742 13	● Soft Alu
Pack	Cat.Nos	Connected curtain/roller blind micromodule
1	0 676 97	<p>For local and remote control of a 230 V ~ roller blind (raise/lower/stop functions and level management)</p> <p>Compatible with roller blinds with mechanical or electronic stop, not compatible with radio-controlled roller blinds</p> <p>Can be paired with one or more roller blind wireless switches</p> <p>To be installed in the ceiling box or roller blind box to connect a new or existing roller blind</p>

Connected home

connected wireless controls

Step 2: Connected products



5 742 05

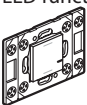
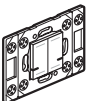


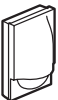

5 742 47



5 742 52

Used to complete your connected installation. Require a prior connected installation including a gateway pack

Pack	Cat.Nos	
		Wireless light switch - 1-gang Arteor with Netatmo
		Supplied with cover plate and support frame To be equipped with plates (p. 24-25) Used to add an extra lighting control Easy pairing by tapping the wired product Controls up to 20 wired products: switches, micromodules, socket outlets Supplied with CR2032 3 V long-life battery for power supply and 4 removable stickers for fixing the control unit on any substrate. LED function for low battery indication
1	5 742 05	
1	5 742 23	
1	5 742 32	
1	5 742 14	
		<ul style="list-style-type: none">○ White● Magnesium● Champagne● Soft Alu
		Wireless light switches - 2-gang
		Supplied with cover plate and support frame To be equipped with plates (p. 24-25) Used to add an extra lighting control Easy pairing by tapping the wired product Controls up to 2 x 20 wired products: switches, micromodules, socket outlets Supplied with CR2032 3 V long-life battery for power supply and 4 removable stickers for fixing the control unit on any substrate LED function for low battery indication
1	5 742 44	
1	5 742 46	
1	5 742 47	
1	5 742 45	
		<ul style="list-style-type: none">○ White● Magnesium● Champagne● Soft Alu

Pack	Cat.Nos	
1	5 742 52	 <p>Wireless motion sensor</p> <p>Allows to control up to 20 wired switches, micromodules and socket outlets Easy pairing by tapping the wired products Supplied with 2 x AA battery For indoor and outdoor use Recommended distance between 2 sensors: 6 m Recommended installation height: 2.5 m Time delay adjustable from 1 to 30 min Range: 8 m Detection angle: 140° Sensor range adjustable from 2 m to 8 m Light level threshold adjustable from 1 to 1000 lux</p>
1	0 676 94	 <p>Wireless switch on/off module</p> <p>Allows to transform a mechanical 2-way switch into a wireless on/off switch. Small size for easy integration into the wall box To be paired with one connected switch, micro-module, socket outlet Supplied with CR2032 3V long-life battery for power supply</p>

Connected home

connected wireless scene switches

Step 2: Connected products




5 742 15





5 742 08



5 742 25








Pack	Cat.Nos	Home/Away wireless master switch Arteor with Netatmo
		<p>Supplied with cover plate and support frame To be equipped with plates (p. 24-25) Used to add an extra Home/Away wireless master switch Works in the same way as the Home/Away wireless master switch included in the gateway pack Home/Away life scenes can be customised in the Home + Control App. Supplied with CR2032 3 V long-life battery for power supply and 4 removable stickers for fixing the control unit on any substrate LED function for low battery indication</p>
1	5 742 06	 <ul style="list-style-type: none"> ○ White ● Magnesium ● Champagne ● Soft Alu
1	5 742 24	
1	5 742 33	
1	5 742 15	

		<p>Wake up/Sleep wireless switch Arteor with Netatmo</p> <p>Supplied with cover plate and support frame To be equipped with plates (p. 24-25) Used to add 2 extra scenes to a connected installation Preset Wake up/Sleep life scenes which can be customised in the Home + Control App. Supplied with CR2032 3 V long-life battery for power supply and 4 removable stickers for fixing the control unit on any substrate LED function for low battery indication</p>
1	5 742 08	 <ul style="list-style-type: none"> ○ White ● Magnesium ● Champagne ● Soft Alu
1	5 742 26	
1	5 742 35	
1	5 742 17	

Pack	Cat.Nos	Curtain/roller blind wireless switch Arteor with Netatmo
1	0 676 95	<p>Supplied with cover plate and support frame To be equipped with plates (p. 24-25) Used for remote control or centralization of up to 20 wired roller blind switches Pair by tapping on the selected roller blind switch(es) Supplied with CR2032 3 V long-life battery for power supply and 4 removable stickers for fixing the control unit on any substrate LED function for low battery indication 2 modules</p>
1	5 742 07	 <ul style="list-style-type: none"> ○ White ● Magnesium ● Champagne ● Soft Alu
1	5 742 25	
1	5 742 34	
1	5 742 16	
1	0 648 71	<p>Accessory</p> <p>Pack of 3 x 4 extra removable stickers for fixing a wireless control</p>

Arteor™ British standard plate selection charts

60.3 mm fixing centres - flush-mounting boxes, support frames and plates

Number of modules per mechanism	Flush-mounting boxes	Support frames	Plates	PLATES		PLATES			
				Neutral		Neutral			
				White	Soft Alu	Graphite	Magnesium	Champagne	Dark Bronze
SQUARE VER:									
1 module	1 gang	5 760 03		5 752 00	5 713 01	5 752 02	5 713 11	5 713 21	5 713 31
2 modules		5 760 03 5 760 01 ⁽¹⁾		5 752 10	5 713 02	5 752 12	5 713 12	5 713 22	5 713 32
3 modules - 1 gang	1 gang	5 760 01		5 751 60	5 713 03	5 751 62	5 713 13	5 713 23	5 713 33
3 modules and shaver sockets	2 gang	5 760 02		5 750 70	5 713 05	5 750 72	5 713 15	5 713 25	5 713 35
4 modules	2 gang	5 760 00		5 750 80	5 713 04	5 750 82	5 713 14	5 713 24	5 713 34
6 modules	6 890 36	Supplied with support frame		5 753 70	5 713 06	5 753 72	5 713 16	5 713 26	5 713 36
8 modules	6 890 38	Supplied with support frame		5 767 00	5 713 08	5 767 02	5 713 18	5 713 28	5 713 38

Arteor™ Italian / US standards plate selection charts

83.5 mm fixing centres - flush-mounting boxes, support frames and plates

Number of modules per mechanism	Flush-mounting boxes	Support frames	Plates	PLATES				PLATES	
				Neutral					
				White	Soft Alu	Graphite	Magnesium	Champagne	Dark Bronze
									
SQUARE VERSION									
1 module	0 800 49	5 760 40		5 752 20	5 714 11	5 752 22	5 752 27	5 714 31	5 714 41
2 modules	0 800 49	5 760 40		5 752 30	5 714 12	5 752 32	5 752 37	5 714 32	5 714 42
3 modules	0 800 49	5 760 40		5 750 10	5 714 13	5 750 12	5 750 17	5 714 33	5 714 43
Blanking cover plate	2" x 4"	5 760 40		5 754 10	5 714 10	5 754 12	5 714 52	5 714 53	5 714 51
4 modules	0 800 42	5 760 11		5 750 30	5 714 14	5 750 32	5 750 37	5 714 34	5 714 44
6 modules	0 800 43	5 760 12		5 750 40	5 714 15	5 750 42	5 750 47	5 714 35	5 714 45

PLATES										
Mirror		Brushed Metal				Reflective Metal			Wood	Signature
Mirror White	Mirror Black	Stainless Steel	Gold Brass	Pink Champagne	Black	Stainless Steel	Black	Gold	Grey Oak	Cube
										
5 752 04	5 752 03	5 752 06	5 761 00	5 713 51	5 713 41	5 713 61	5 713 81	5 713 71	5 713 91	5 714 01
5 752 14	5 752 13	5 752 16	5 761 20	5 713 52	5 713 42	5 713 62	5 713 82	5 713 72	5 713 92	5 714 02
5 751 64	5 751 63	5 751 66	5 761 80	5 713 53	5 713 43	5 713 63	5 713 83	5 713 73	5 713 93	5 714 03
5 750 74	5 750 73	5 750 76	5 761 60	5 713 55	5 713 45	5 713 65	5 713 85	5 713 75	5 713 95	5 714 05
5 750 84	5 750 83	5 750 86	5 761 40	5 713 54	5 713 44	5 713 64	5 713 84	5 713 74	5 713 94	5 714 04
5 753 74	5 753 73	5 753 76	5 763 70	5 713 56	5 713 46	5 713 66	5 713 86	5 713 76	5 713 96	5 714 06
5 767 04	5 767 03	5 767 06	5 767 10	5 713 58	5 713 48	5 713 68	5 713 88	5 713 78	5 713 98	5 714 08

PLATES						PLATES				
Mirror		Brushed Metal				Reflective Metal			Wood	Signature
Mirror White	Mirror Black	Stainless Steel	Gold Brass	Pink Champagne	Black	Stainless Steel	Black	Gold	Grey Oak	Cube
										
5 752 44	5 752 43	5 752 46	5 764 10	5 714 26	5 714 16	5 714 36	5 714 56	5 714 46	5 714 66	5 714 76
5 752 54	5 752 53	5 752 56	5 764 30	5 714 27	5 714 17	5 714 37	5 714 57	5 714 47	5 714 67	5 714 77
5 752 74	5 752 73	5 752 76	5 764 50	5 714 28	5 714 18	5 714 38	5 714 58	5 714 48	5 714 68	5 714 78
-	-	-	-	-	-	-	-	-	-	-
5 750 34	5 750 33	5 750 36	5 762 70	5 714 29	5 714 19	5 714 39	5 714 59	5 714 49	5 714 69	-
5 750 44	5 750 43	5 750 46	5 762 80	5 714 30	5 714 20	5 714 40	5 714 60	5 714 50	5 714 70	-

FOLLOW US ON



BTicino (Thailand) Ltd.

Bangkok | Office
12th F Ploenchit Center,
2 Sukhumvit Road,
Klongtoey, Bangkok 10110
Tel. +66 (0) 2 656 9162 - 7
Fax. +66 (0) 2 656 9197

Bangkok | Showroom
12th F Ploenchit Center



www.bticino.co.th